A close-up photograph of a saxophone and a trumpet, both made of polished brass. The saxophone is on the left, and the trumpet is on the right, with its bell facing the viewer. The background is a light blue gradient with abstract, overlapping geometric shapes in various shades of blue. The text is overlaid on the right side of the image.

# Band Paperwork Instructions

Lennard High School Marching Band

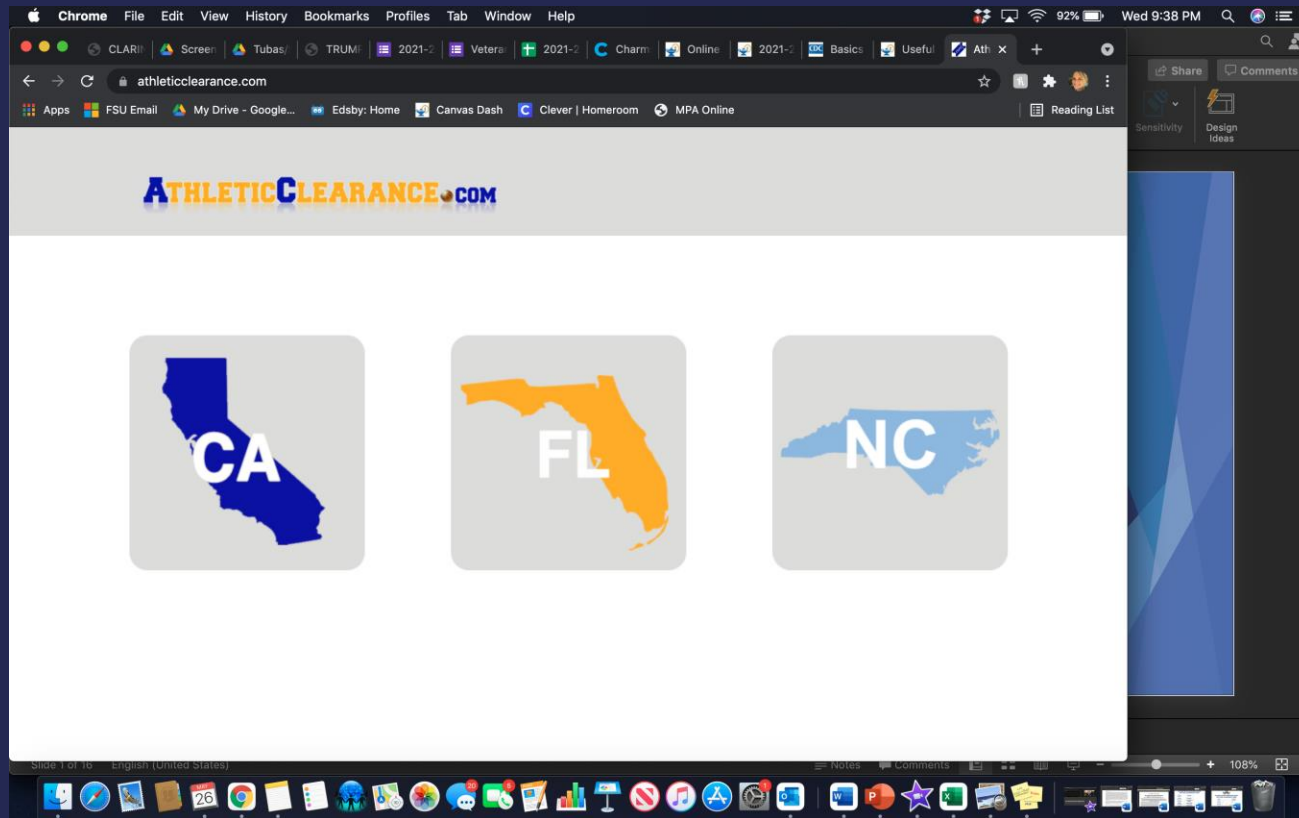


ONLY GO ON TO THE NEXT PAGE IF YOU PLAY AN INSTRUMENT OR ARE A DRUM MAJOR.  
Color Guard - THESE ARE NOT THE INSTRUCTIONS FOR YOU!

GO HERE



[www.AthleticClearance.com](http://www.AthleticClearance.com)



# BEFORE Visiting [www.athletclearance.com](http://www.athletclearance.com), Please make sure you have the following:

- **BAND REQUIREMENTS: Prior to starting**, you will need the following documents available in order to complete the Clearance Process:
  - 1) A scanned copy of the driver's license/gov't ID of the **PARENT OR LEGAL GUARDIAN** that is completing the registration with the student - when scanning your license/ID, please make sure all information is **CLEARLY VISIBLE** in the picture.
  - 2) Certificates of completion for the **three REQUIRED FHSAA videos**. These certificates **MUST BE IN THE STUDENTS NAME**. The videos can be found on the following website: [nfhslearn.com](http://nfhslearn.com).
- Instructions for accessing and viewing the videos is on the next slide. Videos must be completed after May 4 of the current year to be accepted for the following school year.
- **ALL THREE VIDEO CERTIFICATES WILL NEED TO BE SAVED AS PDF'S AND UPLOADED TO THE ATHLETIC CLEARANCE WEBSITE.**

# FHSAA Video Instructions

- Viewing of the following videos is required each school year. Videos for the 2021-2022 school year are now available to be viewed.
- [Go to www.nfhslearn.com](http://www.nfhslearn.com)
- Have the student log in - if they have played a sport or were in High School band last year, they should already have an account. If this is their first year in band or have never played a sport you will need to create an account.
- Be sure when asked for the name on the certificate the STUDENT'S NAME is entered and NOT the parent. The student is responsible for watching the videos, not the parent.
- Order the following courses (they are FREE). Once you have completed “checkout”, the student can access the courses in their dashboard.
  - *Concussion in Sports - What You Need to Know (45 min)*
  - *Heat Illness Prevention (45 min)*
  - *Sudden Cardiac Arrest (15 min)*
- After the student has completed each courses, be sure to download each of the certificates and then have student sign them. You will then need to scan each certificate and upload them to the Athletic Clearance website.



Don't go on until your child has  
watched all three videos and has  
the certificates!!!

# Paperwork Website Log In

▶ <https://athleticclearance.fhsaahome.org/>

If you have previously created an account, log in here.

If you have forgotten your info, DO NOT create a new account. Use the “Forgot Password” options.

If you have never logged in - click here to create an account.

The LEGAL GUARDIAN must create the account using THEIR email, not the student’s.

The screenshot shows a web browser window displaying the Athletic Clearance website. The browser's address bar shows the URL [athleticclearance.fhsaahome.org](https://athleticclearance.fhsaahome.org/). The website header is green with the logo and text "AthleticClearance.com By Home Campus". The main content area features a login form with a state dropdown menu set to "Florida", an email input field containing "BruceHerrmann@c", a password input field with masked characters, and a "Sign In" button. A "Forgot Password?" link is positioned below the password field. Below the login form is a "Create an Account" button. A blue arrow points from the "Forgot Password?" link to the "Create an Account" button. Below the login form, the text "See how it works!" is displayed above a video player. The video player shows a "Athletic Clearance Step-By-Step Guide" with a list of medical conditions and checkboxes for "Yes" or "No":

- Discusses or Fainting Spells
- Muscle Cramps
- Heart illness, treated or hospitalized
- High Blood Pressure
- Sickle Cell Trait
- Heart Murmur/Abnormal Heart Beat
- Family History of Heart Disease

The video player includes "Watch later" and "Share" buttons. At the bottom right of the page, there is a "Help" button and a "Show All" button. The browser's taskbar at the bottom shows a PDF file named "Physical Clearan....pdf".

# After Logging In

The screenshot shows the Athletic Clearance website interface. At the top, there is a navigation bar with links for 'My Clearances', 'My Account', 'Help', and 'Logout'. The website logo 'AthleticClearance.com By Home Campus' is visible in the top right. Below the navigation bar, there is a 'Select Language' dropdown menu. The main content area features a 'My Clearances' heading and a prominent blue button labeled 'Start Clearance Here'. A black callout box with white text and a blue arrow points to this button, containing the text 'Click "Start Clearance Here"'. Below this, there is a 'Filter Search' section with two dropdown menus: 'Year' (set to '2021-22') and 'Status' (set to '-- Select --'), followed by a 'Search' button. The main content area displays the message 'You have clearance registrations that are in progress' above a table. The table has columns for 'Year', 'Sports', and 'Participant', with one entry for 'Alonso (Tampa)'. A blue 'INFORMATION' link is located below the table. In the bottom right corner, there is a yellow 'Help' button. The browser's address bar shows the URL 'athleticclearance.fhsaahome.org/home' and the page title 'Athletic Clearance'. The browser's taskbar at the bottom shows a PDF file named 'Physical Clearan....pdf' and a 'Show All' button.

athleticclearance.fhsaahome.org/home

My Clearances My Account Help Logout

AthleticClearance.com  
By Home Campus

Select Language

Click "Start Clearance Here"

My Clearances

Start Clearance Here

Filter Search

Year: 2021-22

Status: -- Select --

Search

You have clearance registrations that are in progress

Year	Sports	Participant
Alonso (Tampa)		

INFORMATION

Help

Physical Clearan....pdf

Show All



# Selecting Year, School, and Sport

← → ↻ [athleticclearance.fhsaahome.org/clearance/form/setup](https://athleticclearance.fhsaahome.org/clearance/form/setup) ☆ S Update ⋮

Select Language ▾

## Clearance - Setup

Choose Which Year, School & Sport

**Year\***

2021-22 ▾ ← **Choose 21-22**

**School\***

Alonso (Tampa) ▾ ← **Choose Lennard**

**Sport\*** (If you are a multiple sport athlete click "Add New Sport")

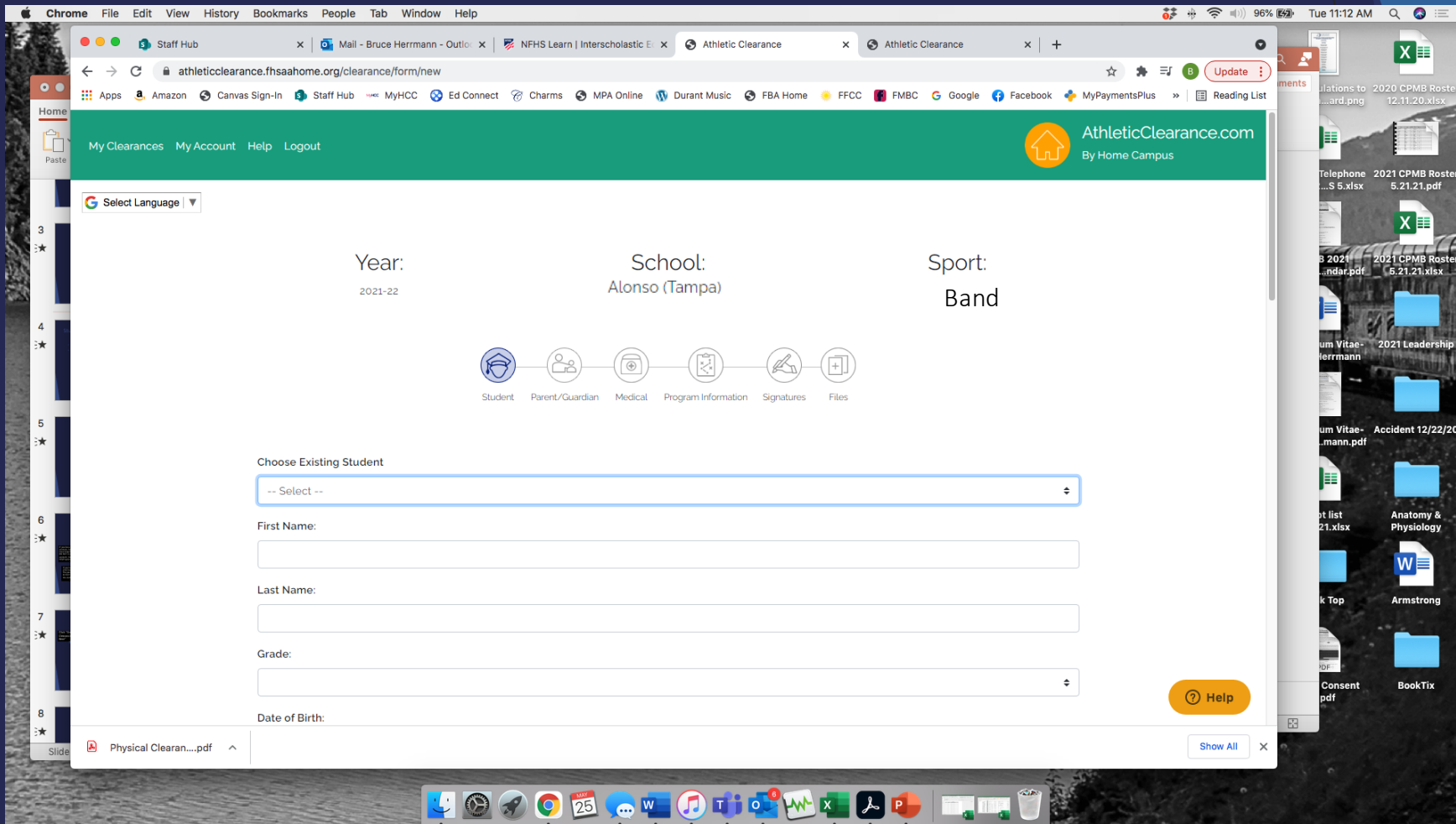
Band ▾ ← **Choose Band**

[Add New Sport](#) | [Remove Sport](#)

[Next](#)

# Student Information

- This is where you will start to fill in information about your STUDENT. Click “Save & Continue” at the bottom of the page when completed.



# Legal Guardian Information Page

The ADULT filling out this portion of form will be required to upload a copy of their Drivers License or Government ID later in the process. If the names do not match, your student will not be cleared to participate. Click “Save & Continue” to go on to the next section.

The screenshot shows a web browser window displaying the Athletic Clearance website. The page is titled "Athletic Clearance" and is part of a form for a student. The student's information is as follows:

- Year: 2021-22
- School: Alonzo (Tampa)
- Sport: Band

A progress bar below the student information shows the following steps: Student (checked), Parent/Guardian (current step), Medical, Program Information, Signatures, and Files.

The "Parent/Guardian" section includes a dropdown menu labeled "Choose Parent/Guardian" with "-- Select --" as the current selection. Below this are three text input fields for "Parent Guardian #1":

- First Name:
- Last Name:
- Cell:

A "Help" button is located at the bottom right of the form. The browser's address bar shows the URL: [athleticclearance.fhsaahome.org/clearance/form/in-progress?reg\\_id=Keoo&step=2](https://athleticclearance.fhsaahome.org/clearance/form/in-progress?reg_id=Keoo&step=2). The desktop background shows various files and folders, including "2021 CPMB Roster" and "2021 Leadership".

# Student Medical Information

After answering ALL of the medical questions, click “Save & Continue” to go on to the next section.

The screenshot shows a web browser window displaying the Athletic Clearance website. The browser's address bar shows the URL: `athleticclearance.fhsaahome.org/clearance/form/in-progress?reg_id=Keoo&step=2`. The website header includes navigation links for "My Clearances", "My Account", "Help", and "Logout", along with the logo for "AthleticClearance.com By Home Campus". A "Select Language" dropdown menu is visible on the left. The main content area displays the user's progress through various steps: Student, Parent/Guardian, Medical, Program Information, Signatures, and Files. The "Medical" step is currently active. Below the progress bar, the user's information is displayed: Year: 2021-22, School: Alonso (Tampa), and Sport: Band. The main question is "Do you have or have had any of the following?". Below this question are several medical conditions with "Yes" and "No" radio button options: Allergies (drug, food, insects, etc.), Asthma, Headaches or Migraines, Unconscious or Blackouts, and Concussion or Head Injury. A "Help" button is located in the bottom right corner of the form area. The browser's taskbar at the bottom shows various application icons, and the desktop background on the right side of the screen displays several files and folders, including "2020 CPMB Roster", "2021 CPMB Roster", "2021 Leadership", "Anatomy & Physiology", "Armstrong", and "BookTix".

# Student Medical Information Cont.

At the bottom of the Medical Information Page there is an option to download the Physical Form. Band students DO NOT need to submit a physical. Just click “Save & Continue”.

Yes  No

Current Medications

Yes  No

Any other disorders or diseases that have required physician evaluation or treatment

Yes  No

My child has special needs that the staff should be made aware of

Yes  No

My child has a special need and/or medication required on this field trip, activity or sport

Yes  No

History of Skin Conditions

Yes  No

Additional Comments

Yes  No

Alonso (Tampa) Physical Download

[Previous](#) [Save & Continue](#)

[Terms and Conditions](#) [Privacy Policy](#) ©2021 Carty Web Strategies. All Rights Reserved [Help](#)

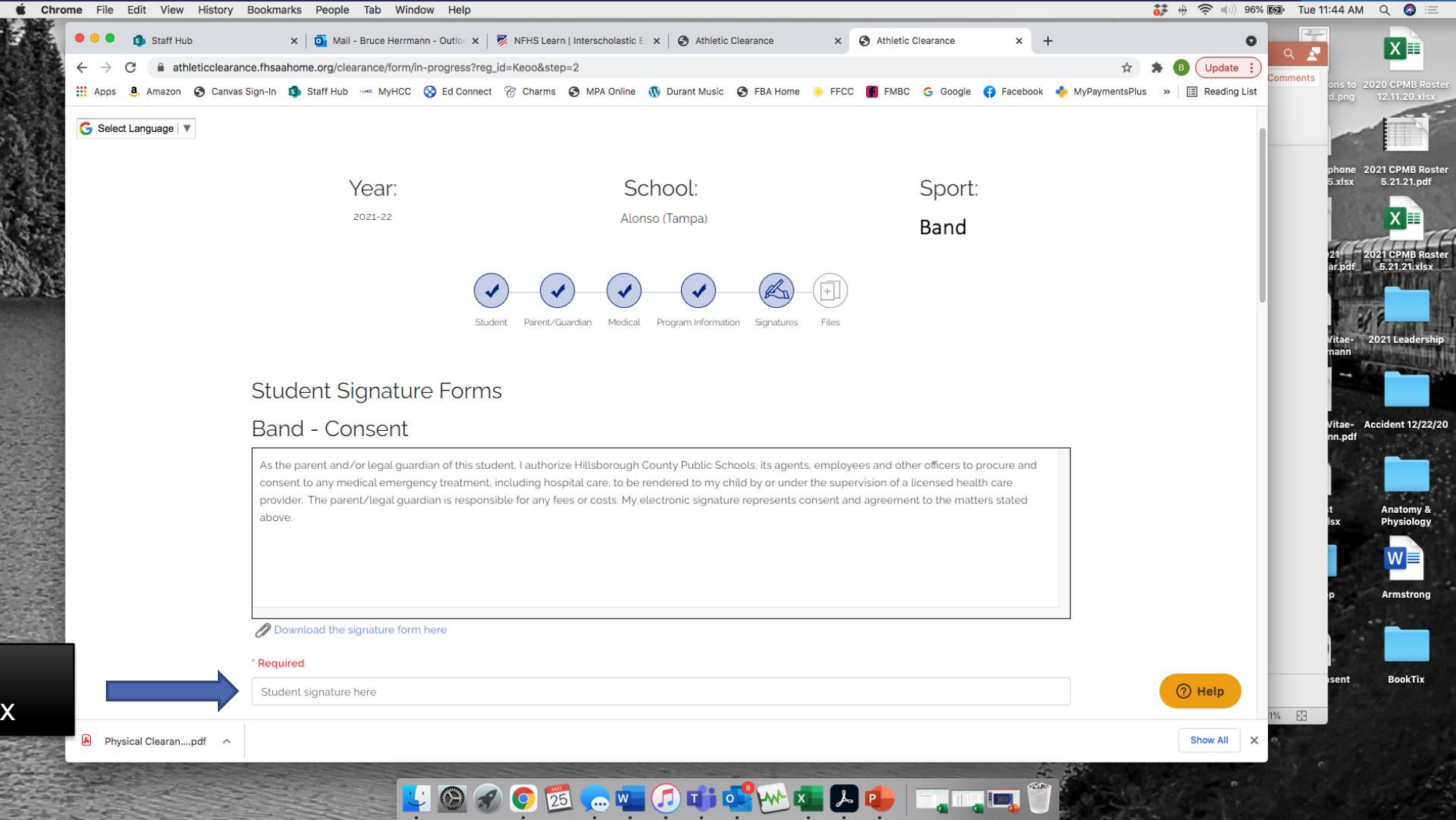
Physical Clearan....pdf

A physical is not required for band students - skip this



# Student Signature Page

There are multiple student “signatures” needed to complete this portion of the packet. Once completed, click “Save & Continue”. This will take you to the ADULT SIGNATURE page.



# ADULT Signature Page

There are multiple ADULT “signatures” needed to complete this portion of the packet. Once completed, click “Save & Continue” at the bottom of the page.

Year: 2021-22

School: Durant (Plant City)

Sport: Band

Student Parent/Guardian Medical Program Information Signatures Files

### Parent Signature Forms

#### Band - Student Media Release

Dear Parent/Guardian:

Throughout the school year, the media may visit your child's school to cover special events. Hillsborough County Public Schools also may wish to interview, photograph, or videotape your child for promotional and educational reasons to utilize in publications, posters, brochures, and newsletters, on the Internet, radio, or television, or for other special district events. Before your child can participate in any of the above activities, you must give your permission by signing and returning this media release form to your child's school.

I give my permission for my child to be interviewed, photographed, or videotaped for use in school/district publications, school district productions, or for use on the Internet or by the general news media for print, broadcast, or on websites; and for his/her name to be published in school/district publications, on the

[Download the signature form here](#)

\* Required

Parent signature here

Help

Type LEGAL GUARDIANS name in each box



# File Uploads Page

➤ This is where you will upload the following documents:

1. All three **REQUIRED** video certificates
2. The scanned copy of the of the Official ID of the ADULT that filled out this form.

The screenshot shows a web browser window with the URL `athleticclearance.fhsaahome.org/clearance/form/new`. The page contains four sections, each with a title, a "Choose Existing File" button, and a file selection interface. The first section is "FHSAA Concussion Video Certificate", the second is "FHSAA Heat Illness Certificate", the third is "FHSAA Sudden Cardiac Arrest Certificate", and the fourth is "Government Issued Photo Identification". Each section's file selection interface consists of a text box containing "No file chosen" and a "Browse" button. At the bottom right of the page, there is a yellow "Help" button with a question mark icon. At the bottom center, there are partially visible buttons for "Previous" and "Save & Continue".

athleticclearance.fhsaahome.org/clearance/form/new

**FHSAA Concussion Video Certificate \***

Choose Existing File

No file chosen Browse

**FHSAA Heat Illness Certificate \***

Choose Existing File

No file chosen Browse

**FHSAA Sudden Cardiac Arrest Certificate \***

Choose Existing File

No file chosen Browse

**Government Issued Photo Identification \***

Choose Existing File

No file chosen Browse

Help

Previous Save & Continue



# CONGRATULATIONS!!

You have successfully completed the Athletic Clearance Packet.

- Once the packet has been submitted, you should receive an email letting you know the process has been started.
- The APA at Lennard, Mr. Guarisco, must review and approve the packet BEFORE your student is cleared to participate in band outdoors.
- In your student's profile, you can see if it says CLEARED or UNCLEARED. You will be notified by email once the application is cleared or if corrections need to be made to your application.
- Please contact Mr. Woodfin if you have any questions: [Aaron.Woodfin@hcps.net](mailto:Aaron.Woodfin@hcps.net)